

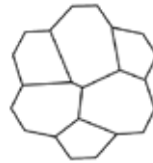
Random Stone Stamp Mats



SM 1901



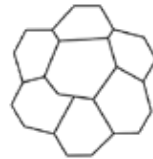
Stamp size: 29" x 29" x 1/2" (74 cm x 74 cm) approx.



SM 1901/1 Red



SM 1901/2 Blue



SM 1901/3 Yellow



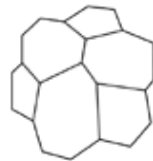
SM 1901/4, Flex

Recommended Contactor Set: 9 Rigid, 1 Flex, 1 Seamless Mat

SM 1902



Stamp size: 29" x 29" x 1/2" (74 cm x 74 cm) approx.



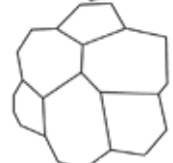
SM 1902/1 Red



SM 1902/2 Blue




SM 1902/3 Yellow



SM 1902/4 Flex

Recommended Contactor Set: 9 Rigid, 1 Flex, 1 Seamless Mat

SM 1903



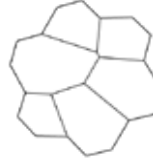
Stamp size: 29" x 29" x 1/2" (74 cm x 74 cm) approx.



SM 1903/1 Red



SM 1903/2 Blue



SM 1903/3 Yellow



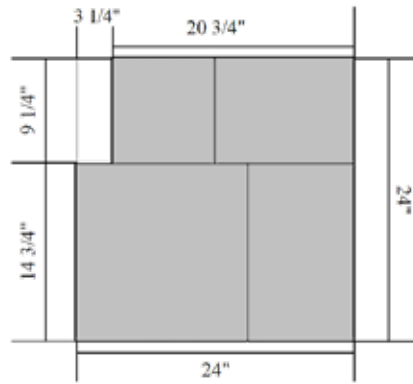
SM 1903/F Flex

Recommended Contactor Set: 9 Rigid, 1 Flex, 1 Seamless Mat

Ashlar Slate Stone

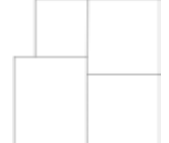


SM 3001




SM 3001/1 Red

SM 3001/2 Blue



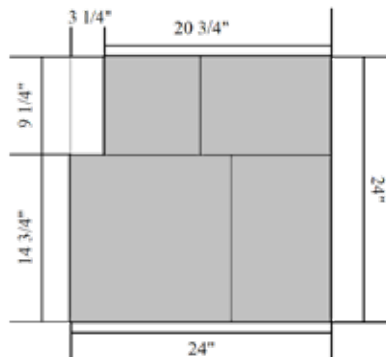
SM 3001/3 Yellow

SM 3001/F Flex



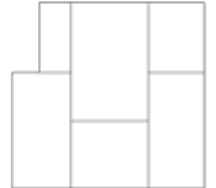
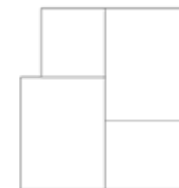
Recommended Contactor Set: 9 Rigid, 1 Flex, 1 Seamless Mat

SM 3002




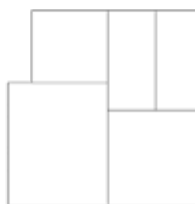
SM 3002/1 Red

SM 3002/2 Blue



SM 3002/3 Yellow

SM 3002/F Flex

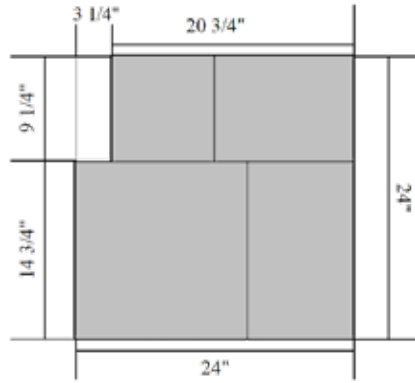


Recommended Contactor Set 9 Rigid, 1 Flex, 1 Seamless Mat

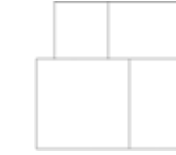
Ashlar Slate Stone




SM 3003



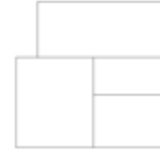
SM 3003/1 Red




SM 3003/2 Blue



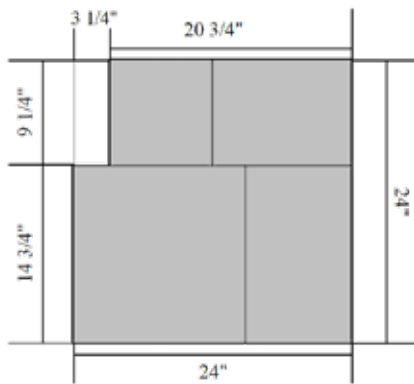
SM 3003/3 Yellow



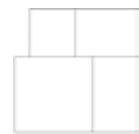
SM 3003/F Flex



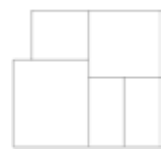
SM 3004




SM 3004/1 Red




SM 3004/2 Blue



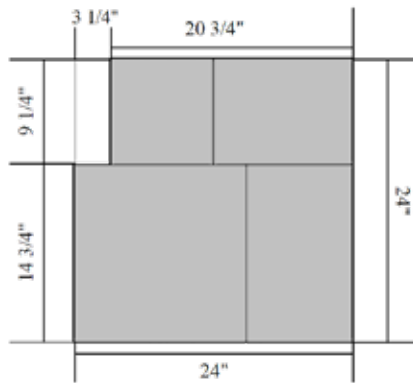
SM 3004/3 Yellow



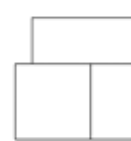
SM 3004/F Flex



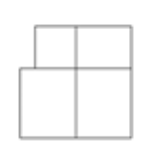
SM 3005



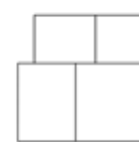
SM 3005/1 Red



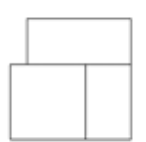
SM 3005/2 Blue



SM 3005/3 Yellow



SM 3005/F Flex

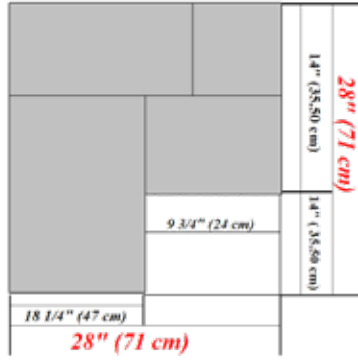


Recommended Contactor Set: 9 Rigid, 1 Flex, 1 Seamless Mat

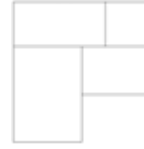


Ashlar Slate Stone


SM 3100



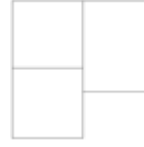
SM 3100/1 Red




SM 3100/2 Blue



SM 3100/3 Yellow

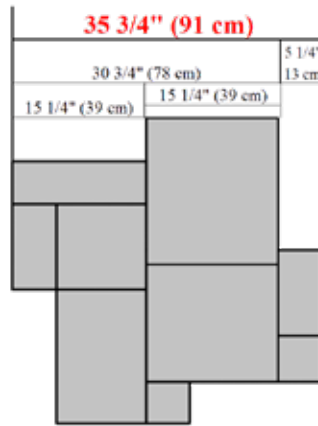


SM 3100/F Flex

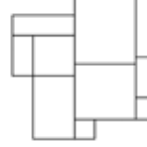


Recommended Contactor Set: 9 Rigid, 1 Flex, 1 Seamless Mat

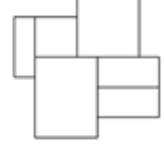
SM 3300



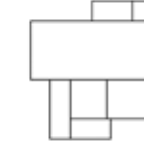
SM 3300/1 Red



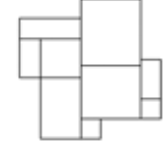
SM 3300/2 Blue



SM 3300/3 Yellow



SM 3300/F Flex



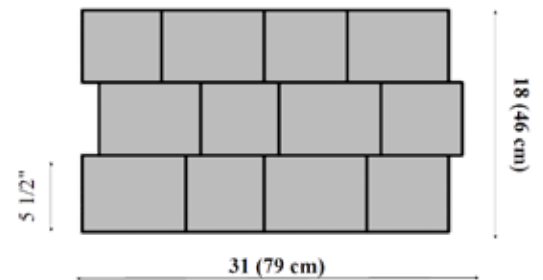
Recommended Contactor Set: 9 Rigid, 1 Flex, 1 Seamless Mat

Cobblestone Stamps

SM 7100

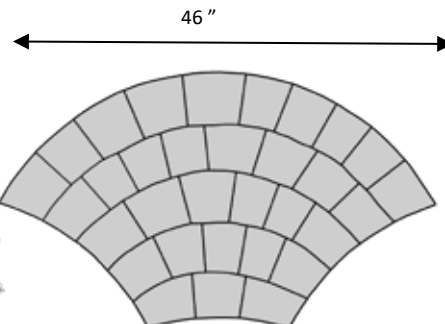


12 sections with dimensions:
8" x 5 1/2" (20 cm x 14 cm) &
6" x 5 1/2" (15 cm x 14 cm)



Recommended Contactor Set: 9 Rigid, 1 Flex, 1 Seamless Mat

SM 8000

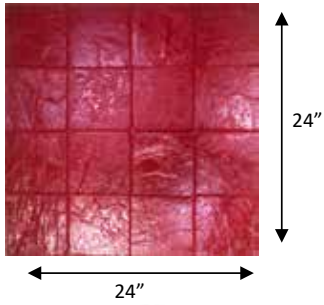


Stamp dimensions:
46" x 26" (117 cm x 26 cm)

- SM 8000/1 Red
- SM 8000/2 Blue
- SM 8000/3 Yellow
- SM 8000/F Flex

Tumbled Edge Slate Stone

SM 2110




SM 2110/1 Red
SM 2110/F, Flex

Size of each section:
6" x 6" (15 cm x 15 cm)
approximately

Recommended Contactor Set: **6 Rigid 1 Flex, 1 Seamless Mat**



SM 2111



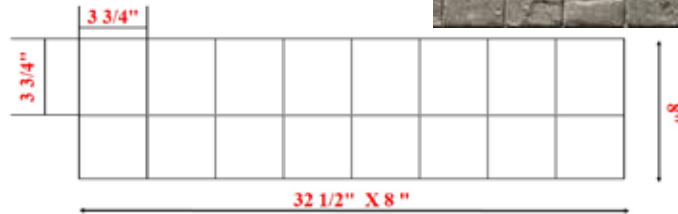
SM 2110/1 Red
SM 2110/F, Flex

Size of each section:
4" x 4" (10 cm x 10 cm)
approximately

Recommended Contactor Set: **6 Rigid, 1 Flex, 1 Seamless Mat**



SM 2010 Border



SM 2010/1 Red
SM 2010/F Flex

Recommended Contactor Set: **4 Rigid & 1 Flex**



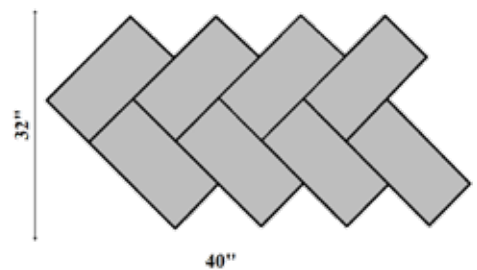

Slate Stone

SM 3200. Herringbone Slate Stone



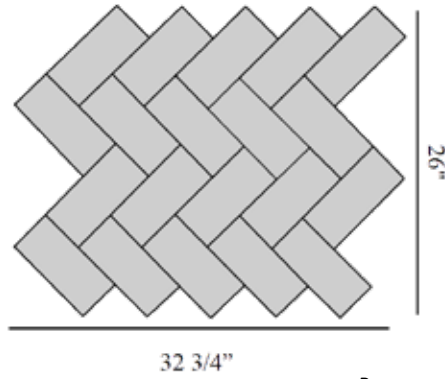

SM 3200/1 Red
SM 3200/2 Blue
SM 3200/3 Yellow
SM 3200/F Flex

Recommended Contactor Set:
6 Rigid 1 Flex, 1 Seamless Mat




Bricks

SM 4100



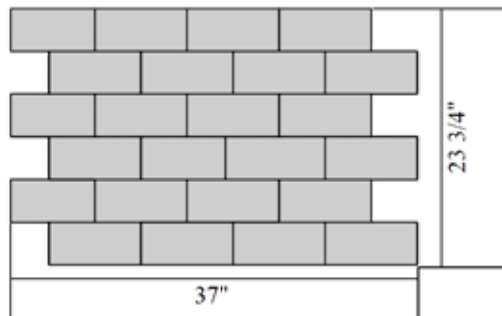
SM 4100/1 Red
SM 4100/2 Blue
SM 4100/F Flex

20 sections




Recommended Contactor Set: 8 Rigid, 1 Flex, 1 Seamless Mat

SM 4200



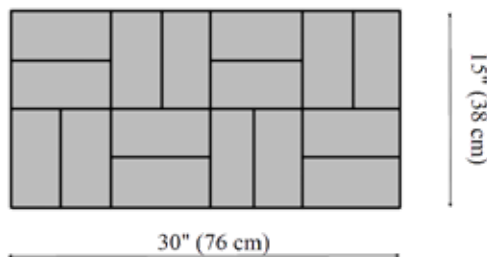

SM 4200/1 Red
SM 4200/2 Blue
SM 4200/3 Yellow (2 pc Ends)
SM 4200/F Flex

20 sections



Recommended Contactor Set: 8 Rigid, 1 Flex, 1 Seamless Mat

SM 4300

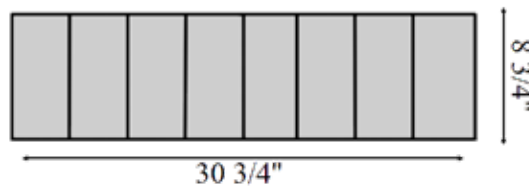


SM 4300/1 Red
SM 4300/2 Blue
SM 4300/F Flex

16 sections
Dimensions:
7 1/4" x 3 1/4"


Recommended Contactor Set: 8 Rigid, 1 Flex, 1 Seamless Mat

Brick Border SM 4010



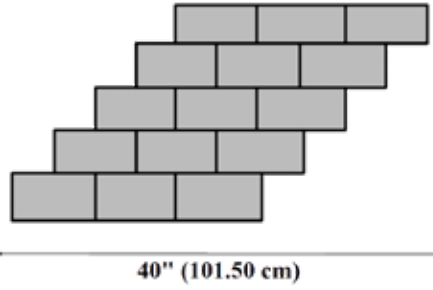

SM 4010/1 Red
SM 4010/2 Blue
SM 4010/F Flex

Recommended Contactor Set:
6 Rigid, 1 Flex, 1 Seamless Mat



Bricks


SM 4400



21 1/4" (54 cm)

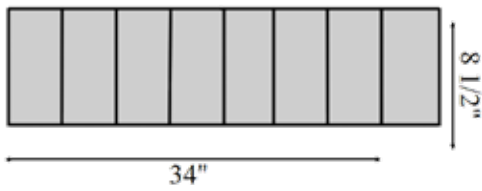

15 sections

- SM 4400/1 Red
- SM 4400/2 Blue
- SM 4400/3 Yellow
- SM 4400/F Flex



Recommended Contactor Set: 9 Rigid, 1 Flex, 1 Seamless Mat

Brick Border SM 4410



- SM 4010/1 Red
- SM 4010/2 Blue
- SM 4010/F Flex

8 sections



Recommended Contactor Set:
4 Rigid, 1 Flex, 1 Seamless Mat



9" Plank SM 5000



Recommended Contactor Set
8 Rigid, 1 Flex, 1 Seamless Mat



24" x 9" (61 cm)



24" x 9" (61 cm)



36" (91.5 cm)

Stamps size:

SM 5000/1: 24" x 9" (61 cm x 23 cm)

SM 5000/2: 36" x 9" (91.5 cm x 23 cm)

SM 5000/3: 48" x 9" (122 cm x 23 cm)

SM 5000/4: 72" x 9" (183 cm x 23 cm)

SM 5000/F Flex: 24" x 9" (61 cm x 23 cm)



48" (122 cm)



72" (183 cm)

11" Plank SM 5300



Recommended Contactor Set:
8 Rigid, 1 Flex, 1 Seamless Mat



60" (152 cm)



72" (183 cm)



84" (213 cm)



96" (244 cm)

Stamp size:

SM 5300/1: 60" x 11" (152 cm x 28 cm)


SM 5300/2: 72" x 11" (183 cm x 28 cm)

SM 5300/3: 84" x 11" (213 cm x 28 cm)

SM 5300/4: 96" x 11" (244 cm x 28 cm)

SM 5300/F Flex: 60" x 11" (152 cm x 28 cm)

3 1/2" Plank SM 5200

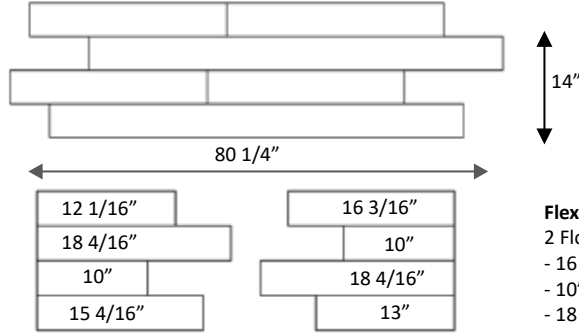


SM 5200/1, SM 5200/2 Rigid

Stamps section dimension:

2 sections (planks): 71 3/4" x 3 1/2" (182cm x 3.80cm)

4 sections (planks): 35 3/4" x 3 1/2" (91cm x 3.80cm)




Flex Stamp ends SM 5200/F

2 Floppy mats with 4 planks length approx.:

- 16 1/2" (41 cm),
- 10" (25.4 cm),
- 18 1/4" (46.4 cm),
- 13" (33 cm)

Recommended Contactor Set: 6 Rigid, 1 Flex, 1 Seamless Mat

SM 5100



Sections (logs): 13

Each section dimensions:

9 logs dimensions:

5 1/4" x 5 1/4" (13 cm x 13 cm)

4 planks: 25 1/4" x 8 3/4"



Recommended Contactor Set:

6 Rigid, 1 Flex, 1 Seamless Mat

SM 5010 Border



12 sections with dimensions:

5 1/4" x 5 1/4" (13 cm x 13 cm)

SM 5010/1 (Blue) Rigid

SM 5010/F Flex



Recommended Contactor Set: 4 Rigid, 1 Flex, 1 Seamless Mat

SM 7000



SM 7000/1 (Rigid)

SM 7000/2 (Flex)

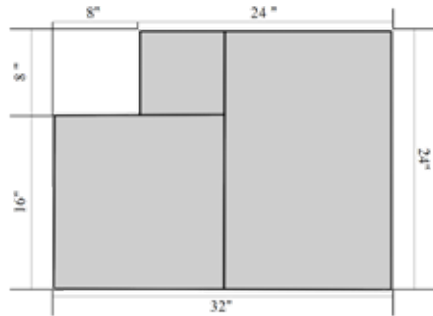
Stamp size:

31" x 21" (79 cm x 53 cm)

Recommended Contactor Set: 8 Rigid, 1 Flex

Travertine Stone Stamps

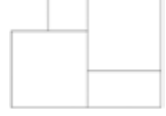
SM 6000



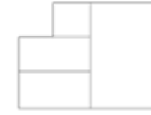
SM 6000/1 Red



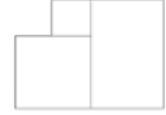
SM 6000/2 Blue



SM 6000/3 Yellow


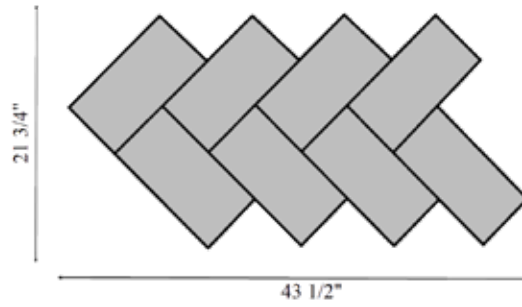


SM 6000/F Flex



Recommended Contactor Set: 9 Rigid, 1 Flex, 1 Skin, 1 Roller

SM 6100



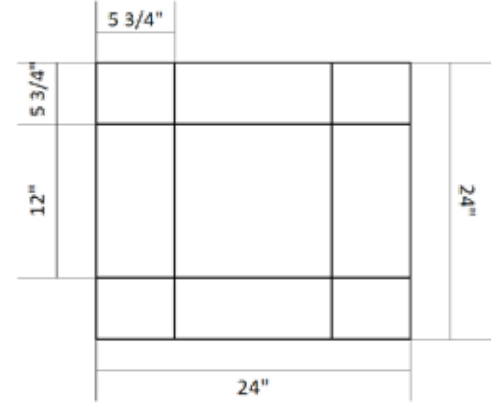

SM 6100/1 Red
SM 6100/2 Blue
SM 6100/3 Yellow
SM 6100/F Flex

Recommended Contactor Set: 9 Rigid, 1 Flex, 1 Skin, 1 Roller



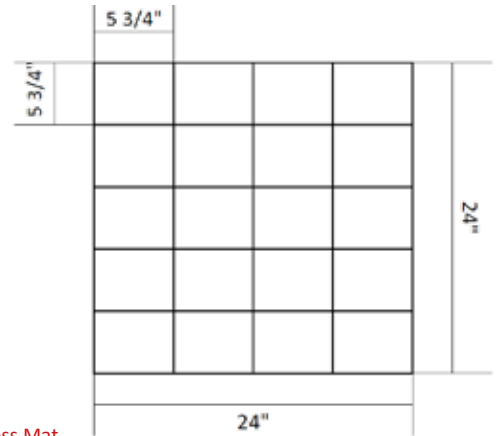

Travertine Stone Stamps

SM 6200



Recommended Contactor Set: 8 Rigid, 1 Flex, 1 Seamless Mat

SM 6300

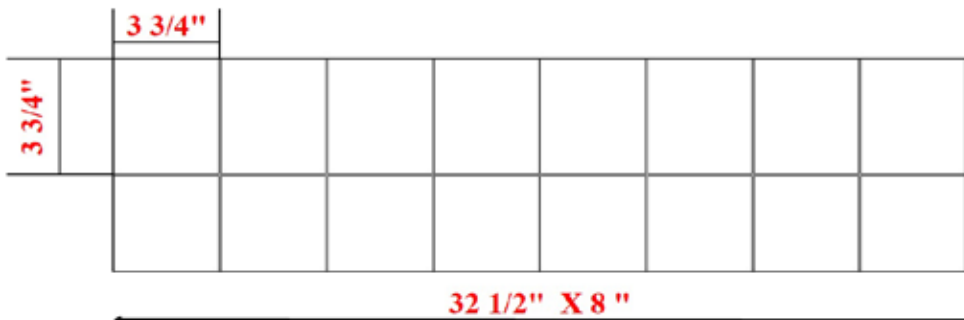


Recommended Contactor Set: 8 Rigid, 1 Flex, 1 Seamless Mat

SM 6010 Border



SM 6010/1 Red
SM 6010/F Flex



Recommended Contactor Set: 4 Rigid, 1 Flex


8"

16 sections with dimensions:
3 3/4" x 3 3/4" (10 cm x 10 cm)

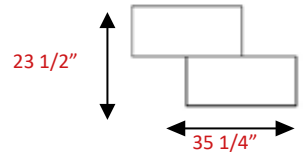
Stone Pattern Rotating Concrete Stamps




All series stamp mats are *rotating and compatible* to each other. Simply rotate stamps in *any direction* according to your requirements or preferences to complete your pattern.



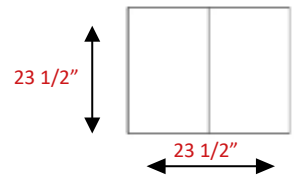
Red, Rigid for: 1911/1; 2001/1; 2101/1; 2201/1; 2301/1
 Blue, Rigid for: 1911/2; 2001/2; 2101/2; 2202/2; 2301/2
 Yellow, Rigid for: 1911/3; 2001/3; 2101/3; 2202/3; 2301/3
 Flexible for: 1911/F; 2001/F; 2101/F; 2201/F; 2301/F



! Perfect Combination




Red, Rigid for: 1912/1; 2002/1; 2102/1; 2202/1; 2302/1
 Blue, Rigid for: 1912/2; 2002/2; 2102/2; 2202/2; 2302/2
 Yellow, Rigid for: 1912/3; 2002/3; 2102/3; 2202/3; 2302/3
 Flexible for: 1912/F; 2002/F; 2102/F; 2202/F; 2302/F



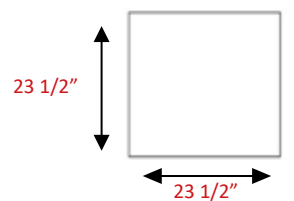
SM 2300



**Recommended Contractor Set:
 12 Rigid, 2 Flex, 1 Skin**




Red, Rigid for: 1913/1; 2003/1; 2103/1; 2203/1; 2303/1
 Blue, Rigid for: 1913/2; 2003/2; 2103/2; 2203/2; 2303/2
 Yellow, Rigid for: 1913/3; 2003/3; 2103/3; 2203/3; 2303/3
 Flexible for: 1913/F; 2003/F; 2103/F; 2203/F; 2303/F



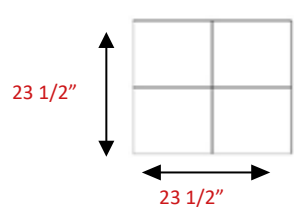
SM 1910



SM 2000



Red, Rigid for: 1914/1; 2004/1; 2104/1; 2204/1; 2304/1
 Blue, Rigid for: 1914/2; 2004/2; 2104/2; 2204/2; 2304/2
 Yellow, Rigid for: 1914/3; 2004/3; 2104/3; 2204/3; 2304/3
 Flexible for: 1914/F; 2004/F; 2104/F; 2204/F; 2304/F



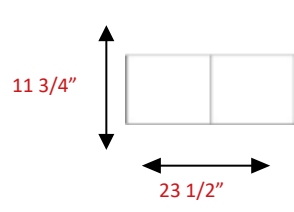
SM 2100



SM 2200

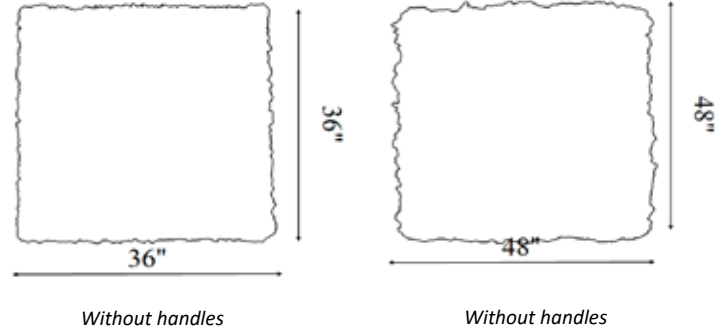
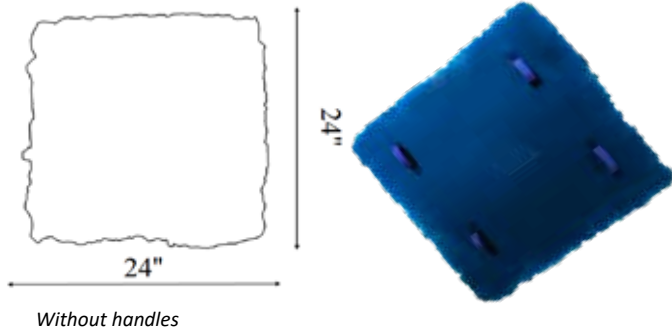


Red, Rigid for: 1915/1; 2005/1; 2105/1; 2205/1; 2305/1
 Blue, Rigid for: 1915/2; 2005/2; 2105/2; 2205/2; 2305/2
 Yellow, Rigid for: 1915/3; 2005/3; 2105/3; 2205/3; 2305/3
 Flexible for: 1915/F; 2005/F; 2105/F; 2205/F; 2305/F



Textured Skin Mats

GlobMarble touch-up skin mats are designed with the same texture and are pliable like a 'floppy', but does not have grout lines. They are used for adding texture up against forms or adding texture to spots that did not.




SKM 1000




SKM 1100



SKM 1200



SKM 1300



Textured Skin Mats

SKM 1400




Available in
24" x 24", 36" x 36" & 48" x 48"

SKM 1500



Available in
24" x 24", 36" x 36" & 48" x 48"

SKM 2000




Available in
24" x 24" Compatible with
SM 2000

SKM 2100




Available in
24" x 24" Compatible with
SM 2100

SKM 2200




Available in
24" x 24" Compatible with
SM 2200

SKM 2300




Available in
24" x 24" Compatible with
SM 2300, SM 3003

SKM 3000



Available in
24" x 24" Compatible with
SM 3000


SKM 3100



Available in
24" x 24" Compatible with
SM 3100 www.globmarble.com

Textured Skin Mats


SKM 3200



Available in
24" x 24"

Compatible with
SM 3200


SKM 4000



Available in
24" x 24", 36" x 36" & 48" x 48"

Compatible with
Brick and Travertine Stamps

SKM 1410, Single Crack




Wood Textured Skin Mat SKM 5000 48" x 9"



WALL STAMPS

VERTICAL APPLICATION

WSM 10101




WSM 10101/1 Red
 WSM 10101/2 Blue
 WSM 10101/3 Yellow
 WSM 10101/F Flexible

**Face Coat Minimum Thickness:
 0.75" (19.05 mm)**

Recommended Contactor Set: 3 Rigid, 1 Flex

WSM 10201



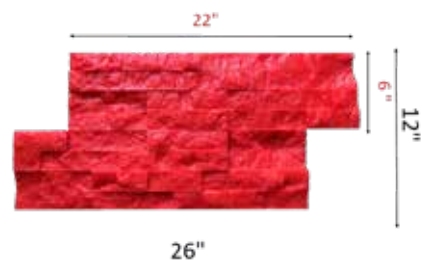
WSM 10201/1 Red
 WSM 10201/2 Blue
 WSM 10201/3 Yellow
 WSM 10201/F Flexible

**Face Coat Minimum Thickness:
 0.25" (62.35 mm)**

Stamps section size:
 from 2 3/4" to 4 1/2" in length,
 1 1/4" width and 1/4" depth

Recommended Contactor Set: 3 Rigid, 1 Flex

WSM 10502



WSM 10502/1 Red
 WSM 10502/2 Blue
 WSM 10502/3 Yellow
 WSM 10502/F Flex

**Face Coat Minimum Thickness:
 0.7" (17.78 mm)**

Recommended Contactor Set: 3 Rigid, 1 Flex

WSM 10503




WSM 10503/1 Red
WSM 10503/2 Blue
WSM 10503/3 Yellow
WSM 10503/F Flex

Face Coat Minimum Thickness: 0.7" (17.78 mm)

Recommended Contactor Set: 3 Rigid, 1 Flex

WSM 10601





WSM 10601/1 Red
WSM 10601/2 Blue
WSM 10601/3 Yellow
WSM 10601/F Flex

Face Coat Minimum Thickness: 0.7" (17.78 mm)

Recommended Contactor Set: 3 Rigid, 1 Flex

WSM 10701



WSM 10701/1 Red
WSM 10701/2 Blue
WSM 10701/3 Yellow
WSM 10701/F Flex

Face Coat Minimum Thickness: 0.7" (17.78 mm)

Recommended Contactor Set: 3 Rigid, 1 Flex

WSM 10611





WSM 10611/1 Red
WSM 10611/2 Blue
WSM 10611/3 Yellow
WSM 10611/F Flex

Face Coat Minimum Thickness: 0.7" (17.78 mm)

Recommended Contactor Set: 3 Rigid, 1 Flex

WSM 105000





WSM 105000/1 Red
 WSM 105000/2 Blue
 WSM 105000/3 Yellow
 WSM 105000/F Flexible

Recommended Contactor Set: **3 Rigid, 1 Flex**

Face Coat Minimum Thickness:
0.3" (7.62 mm)

WSM 105200



WSM 105200/1 Red
 WSM 105200/2 Blue
 WSM 105200/3 Yellow

Recommended Contactor Set: **3 Rigid, 1 Flex**

Face Coat Minimum Thickness:
0.25" (6.35 mm)

Stamps section size: 27 1/2" x 3 1/2" (70 cm x 9 cm)

EASY! FAST! EFFECTIVE!



To properly hold the stamp,
 twist one of the handles,
 and stamp with the other hand

Release For Stamped Concrete




1 Gal STAMPED CONCRETE
CLEAR LIQUID RELEASE AGENT. Mineral oil



30 LB STAMPED CONCRETE COLORED
POWDER RELEASE AGENT PAIL

Stamped Concrete Tools & Accessories



High Efficiency

Mixers

or



Economy

Touch Up Joint Wheels



Used for touching up grout lines.
Available in convex, raked, sanded or wedge joint.

Forged Steel Heavyweight
Bullhorn Jointer



Ideal for use with texture mats

Aluminum Detail Chisel



Floats



Square End Cast

Curved End Concrete Edger



Helps to prevent edger from digging
into fresh concrete.

Stainless Steel Hand
Concrete Groover Single
End



Tamper



Gauge Rake

